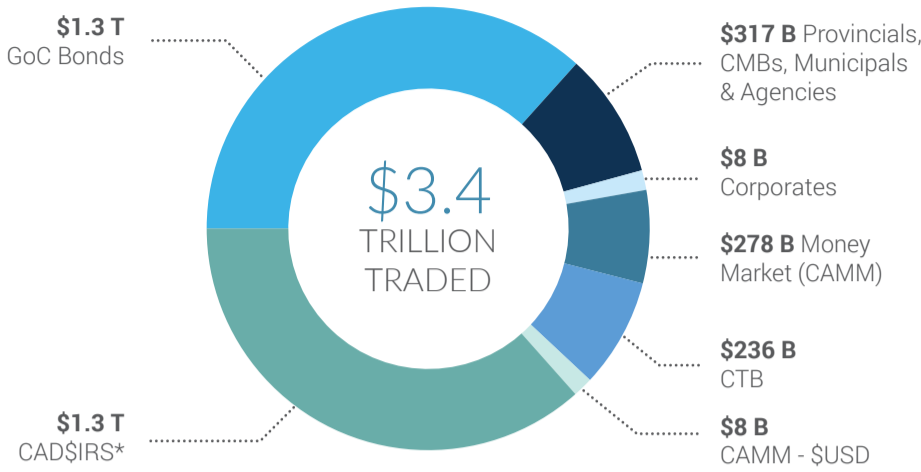


2021 Year in Review



How did participants leverage our Marketplace?

Record Total Traded Volume



* CanDeal/Tradeweb North American Interest Rate Swaps Platform

Trade Execution Insight

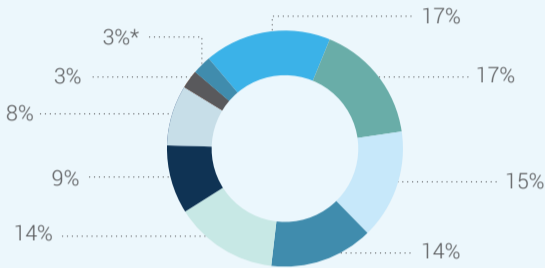
277,794
Trade Count

816
Buy-Side Professionals

258
Sell-Side Traders

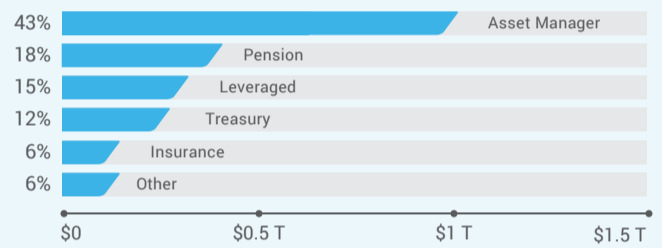
26%
of Bond Business was done outside of Canada

CanDeal Dealers By Market Share

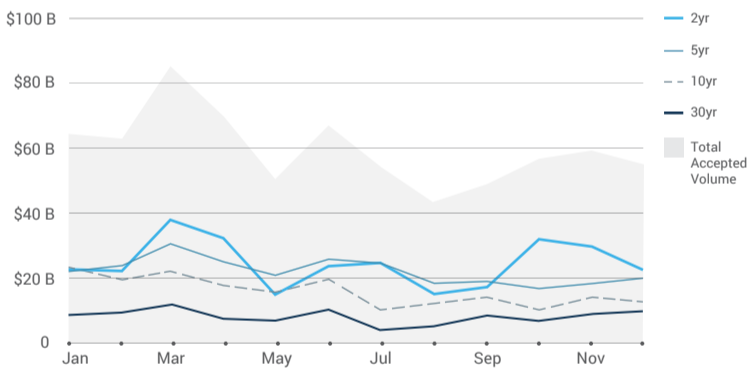


* Market Share of remaining dealers

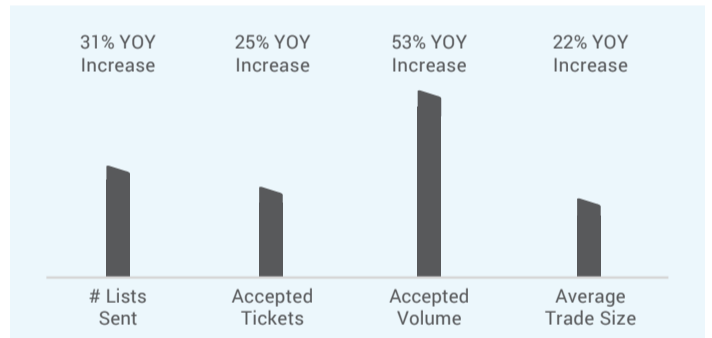
Volume by Client Type All Products



Total GoC Benchmark Volume



List Trading



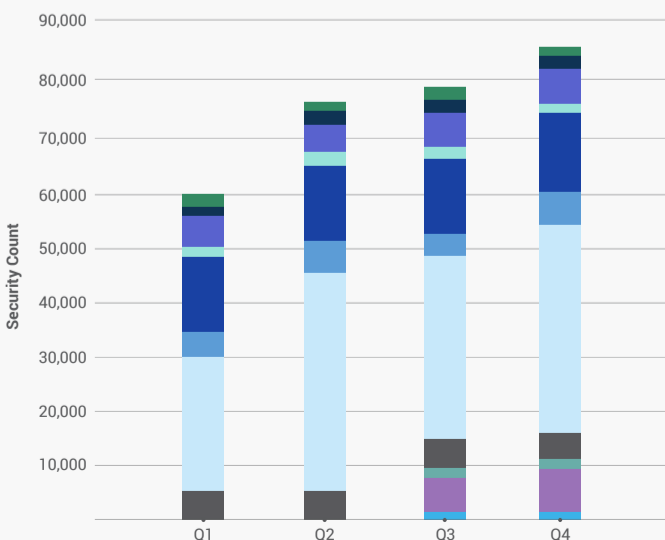
CanDeal Data & Analytics (DNA) Highlights

CanDeal DNA delivers the most accurate dealer-sourced pricing to help participants better monitor, understand and manage their market exposure

Growth in coverage

CanDeal DNA delivers pricing for 80,000+ Canadian fixed income securities, priced 3x/day

Average Daily Number of Securities Priced



Prices challenged and resolved

CanDeal DNA commits to transparency and high-touch quantitative support in addressing user challenges for published or missing prices

Total Price Challenges Per Quarter

